



**Round 6 : September 7 & 8**  
**Phillip Island GP Circuit**  
**BATTERY WORLD AUSSIE RACING CARS**

ASBK.COM.AU f t i y

Date: 08/09/24  
 Event: R14  
 Weather: Overcast - Temp: 12.8C  
 Track: Wet - Temp: 15.9C

**Race 4**

Started at: 16:08:51  
 Laps: 18 Min + 1 Lap  
 Starters: 25  
 Posted at: 4:32 PM

**PROVISIONAL CLASSIFICATION**

Pos	No	Name	Class	Vehicle	Laps	Race Time	Behind Leader	Behind Prev	Fastest Lap	On Lap
1	18	Cody BREWCZYNSKI (NSW) / Wanless / LDS / WSM		Mustang Blue/White/Red	10	20:29.185			2:00.644	8
2	41	Kody GARLAND (NSW) / Kody Garland Racing		Mustang Black	10	20:38.987	9.802	9.802	2:01.591	10
3	1	Joel HEINRICH (SA) / Osborn's Transport		Mustang Black	10	20:39.062	9.877	.075	2:00.859	10
4	57	Brandon MADDEN (QLD) / RiskieRacing,UNIT /ZDS		Camaro White	10	20:47.109	17.924	8.047	2:01.736	9
5	54	Mason HARVEY (WA) / Corish Motorsports	ROOK	Camaro Black	10	20:47.682	18.497	.573	2:02.361	9
6	25	Reece CHAPMAN (NSW) / Motorsport 25		Mustang Blue	10	21:01.109	31.924	13.427	2:04.353	8
7	95	Nathan WILLIAMS (VIC) / Competition Coatings		Mustang Gold / Black	10	21:18.854	49.669	17.745	2:05.396	5
8	38	Jack BOYD (SA) / BallaratPerformanceAutoWreckers	ROOK	Aurion Orange	10	21:25.052	55.867	6.198	2:03.892	10
9	4	Scott ANDRISKE (QLD) / Riskie Racing		Camaro Orange	10	21:25.713	56.528	.661	2:02.748	10
10	88	Lachlan EVENNETT (QLD) / 1800Height4Hire / WLMMotorsports	ROOK	Camaro White	10	21:26.587	57.402	.874	2:04.835	10
11	287	Jordan FREESTONE (NSW) / Corish Motorsports	ROOK	Camaro Black	10	21:37.302	1:08.117	10.715	2:03.684	10
12	23	Scott DORNAN (QLD) / Action Line Marking	GC	Camaro White	10	22:10.478	1:41.293	33.176	2:09.799	9
13	65	David MAKIN (VIC) / Axil Coffee Rosters	GC	Camaro White	10	22:18.977	1:49.792	8.499	2:09.547	10
14	87	Andrew CORISH (NSW) / Corish Motorsports		Camaro Black	10	22:32.669	2:03.484	13.692	2:09.599	10
15	58	Joseph ANDRISKE (QLD) / RiskieRacing / QldEngineeringSupplies / MatthewsBullys	RK/GC	Camaro White	10	22:34.796	2:05.611	2.127	2:10.513	10
16	8	Asher JOHNSTON (SA) / JohnstonCrailRacingEnterprises	RK/MA S	Mustang Black	10	22:35.280	2:06.095	.484	2:10.286	10
17	16	Scott GODING (SA) / Action Line Marking	ROOK	Toyota Black	9	20:35.073	1 Lap		2:10.900	8
18	28	Kent QUINN (QLD) / Norganic Proteins Australia	MAST	Mustang Green	9	20:53.488	1 Lap	18.415	2:16.424	6
19	6	Ian CHIVAS (NSW) / Chivas Motorsport	GC	Nissan Altima Yellow	9	21:58.895	1 Lap	1:05.407	2:21.469	9
20	21	Shane MANN (SA) / Safe Direction	RK/GC	Mustang Charcoal	9	22:06.124	1 Lap	7.229	2:22.595	9
21	11	Layton McKECHNIE (SA) / Speedliner Adelaide	GC	Camaro Blue/Red	8	20:48.298	2 Laps		2:19.568	8
NC	69	Cody MCKAY (NSW) / Cody Mckay Motorsports	MAST	Camaro Pink	7	21:58.971	3 Laps		2:08.890	7
DNF	96	Jeff WATTERS (VIC) / Sciberras Racing	GC	Mustang Black	2	5:55.894	7 Laps		2:34.661	1
DNF	17	Denis BUTLER (QLD) / ButlerFabrication / TeamGrandRacing	GC	Camaro White	1	2:30.288	8 Laps		2:30.288	1
DNF	15	Emma CLARK (VIC) / Mable	GC	Mustang Orange	1	2:42.318	8 Laps	12.030	2:42.318	1

Fastest Lap was 2:00.644 by 18 Cody BREWCZYNSKI (NSW)

Current race lap record for ARC class - 1:44.884 by Joel HEINRICH (SA) on a Mustang Black set on 07/09/24

The results are provisional until the expiration of the time limit for protests and appeals.

*Johnston*  
 Chief Timekeeper

Race Director - Rob Thiry



[www.computime.com.au](http://www.computime.com.au)  
**COMPUTIME RACE TIMING SYSTEMS PTY LTD**





**Round 6 : September 7 & 8**  
**Phillip Island GP Circuit**  
**BATTERY WORLD AUSSIE RACING CARS**

ASBK.COM.AU f t i y

Date: 08/09/24  
 Event: R14  
 Weather: Overcast - Temp: 12.8C  
 Track: Wet - Temp: 15.9C

**Race 4**

Started at: 16:08:51  
 Laps: 18 Min + 1 Lap  
 Starters: 25  
 Posted at: 4:32 PM

**PROVISIONAL LAP TIMES**

No	Name	Lap 1	Lap 2	Lap 3	Lap 4	Lap 5	Lap 6	Lap 7	Lap 8	Lap 9	Lap 10
1	Joel HEINRICH (SA)	2:11.796	2:04.315	2:03.634	2:05.440	2:03.234	2:03.479	2:03.711	2:01.653	2:00.941	<b>2:00.859</b>
4	Scott ANDRISKE (QLD)	2:21.414	2:12.419	2:07.879	2:06.842	2:06.543	2:06.945	2:06.531	2:10.491	2:03.901	<b>2:02.748</b>
6	Ian CHIVAS (NSW)	2:43.184	2:29.099	2:26.080	2:27.006	2:23.493	2:22.257	2:22.524	2:23.783	<b>2:21.469</b>	
8	Asher JOHNSTON (SA)	2:32.140	2:18.944	2:16.134	2:15.090	2:13.125	2:13.569	2:11.924	2:12.637	2:11.431	<b>2:10.286</b>
11	Layton McKECHNIE (SA)	2:44.373	2:41.879	2:22.669	2:23.542	2:24.630	3:22.363	2:29.274	<b>2:19.568</b>		
15	Emma CLARK (VIC)	<b>2:42.318</b>									
16	Scott GODING (SA)	2:29.899	2:18.804	2:14.418	2:14.092	2:12.525	2:12.032	2:13.573	<b>2:10.900</b>	2:28.830	
17	Denis BUTLER (QLD)	<b>2:30.288</b>									
18	Cody BREWCZYNSKI (NSW)	2:12.221	2:04.304	2:02.052	2:01.494	2:00.653	2:02.398	2:01.314	<b>2:00.644</b>	2:02.296	2:01.809
21	Shane MANN (SA)	2:40.424	2:26.738	2:27.354	2:28.262	2:25.477	2:26.353	2:25.174	2:23.747	<b>2:22.595</b>	
23	Scott DORNAN (QLD)	2:20.553	2:13.282	2:15.145	2:12.931	2:13.747	2:13.072	2:10.987	2:10.877	<b>2:09.799</b>	2:10.085
25	Reece CHAPMAN (NSW)	2:14.470	2:05.566	2:05.077	2:05.531	2:05.526	2:04.964	2:06.235	<b>2:04.353</b>	2:04.559	2:04.828
28	Kent QUINN (QLD)	2:34.377	2:19.942	2:16.718	2:16.836	2:18.141	<b>2:16.424</b>	2:16.703	2:16.976	2:17.371	
38	Jack BOYD (SA)	2:21.014	2:10.422	2:08.645	2:07.216	2:07.369	2:06.358	2:06.556	2:07.315	2:06.265	<b>2:03.892</b>
41	Kody GARLAND (NSW)	2:16.343	2:03.868	2:01.689	2:02.673	2:02.503	2:03.270	2:03.263	2:01.920	2:01.867	<b>2:01.591</b>
54	Mason HARVEY (WA)	2:13.165	2:04.576	2:03.927	2:04.432	2:03.833	2:04.059	2:04.108	2:03.303	<b>2:02.361</b>	2:03.918
57	Brandon MADDEN (QLD)	2:20.412	2:05.499	2:03.954	2:02.904	2:03.588	2:02.154	2:02.797	2:02.000	<b>2:01.736</b>	2:02.065
58	Joseph ANDRISKE (QLD)	2:31.575	2:19.389	2:15.685	2:14.584	2:13.505	2:13.107	2:12.017	2:12.520	2:11.901	<b>2:10.513</b>
65	David MAKIN (VIC)	2:31.201	2:14.271	2:13.493	2:11.415	2:12.185	2:11.197	2:12.503	2:12.179	2:10.986	<b>2:09.547</b>
69	Cody McKAY (NSW)	7:52.249	2:22.323	2:26.124	2:29.451	2:26.699	2:13.235	<b>2:08.890</b>			
87	Andrew CORISH (NSW)	2:34.976	2:16.972	2:14.947	2:15.230	2:12.947	2:13.480	2:12.187	2:12.218	2:10.113	<b>2:09.599</b>
88	Lachlan EVENNETT (QLD)	2:24.149	2:11.539	2:08.742	2:05.693	2:05.703	2:06.820	2:06.583	2:06.591	2:05.932	<b>2:04.835</b>
95	Nathan WILLIAMS (VIC)	2:16.494	2:06.597	2:08.689	2:05.966	<b>2:05.396</b>	2:06.226	2:06.970	2:08.277	2:06.739	2:07.500
96	Jeff WATTERS (VIC)	<b>2:34.661</b>	3:21.233								
287	Jordan FREESTONE (NSW)	2:25.328	2:09.768	2:20.491	2:07.805	2:07.538	2:06.426	2:04.858	2:04.981	2:06.423	<b>2:03.684</b>

The results are provisional until the expiration of the time limit for protests and appeals.

*John*  
 Chief Timekeeper

Race Director - Rob Thiry



[www.computime.com.au](http://www.computime.com.au)  
**COMPUTIME RACE TIMING SYSTEMS PTY LTD**





**Round 6 : September 7 & 8**  
**Phillip Island GP Circuit**  
**BATTERY WORLD AUSSIE RACING CARS**

ASBK.COM.AU f t i y

Date: 08/09/24  
 Event: R14  
 Weather: Overcast - Temp: 12.8C  
 Track: Wet - Temp: 15.9C

**Race 4**

Started at: 16:08:51  
 Laps: 18 Min + 1 Lap  
 Starters: 25  
 Posted at: 4:32 PM

**PROVISIONAL SECTOR TIMES**

Lap	Sector 1	Sector 2	Sector 3	Sector 4	Lap Time	Spd	Lap	Sector 1	Sector 2	Sector 3	Sector 4	Lap Time	Spd
<b>1 Joel HEINRICH (SA) (3rd)</b>							2	33.730	41.187	26.394	37.633	2:18.944	179
1	36.648	36.692	23.640	34.816	2:11.796	148	3	32.979	40.186	26.137	36.832	2:16.134	182
2	30.040	36.491	23.508	34.276	2:04.315	200	4	32.641	39.756	25.842	36.851	2:15.090	190
3	29.504	36.798	23.287	34.045	2:03.634	201	5	32.290	39.181	25.425	36.229	2:13.125	188
4	29.945	36.363	23.281	35.851	2:05.440	199	6	32.263	39.180	25.600	36.526	2:13.569	186
5	29.758	36.095	23.289	34.092	2:03.234	201	7	31.740	39.177	25.438	<b>35.569</b>	2:11.924	192
6	29.628	36.146	23.748	33.957	2:03.479	204	8	31.928	38.351	25.735	36.623	2:12.637	193
7	30.341	36.266	23.083	34.021	2:03.711	203	9	31.286	38.070	25.382	36.693	2:11.431	194
8	29.353	36.044	22.879	<b>33.377</b>	2:01.653	203	10	<b>31.139</b>	<b>38.065</b>	<b>25.013</b>	36.069	<b>2:10.286</b>	183
9	<b>28.874</b>	35.680	22.932	33.455	2:00.941	203	<b>11 Layton McKECHNIE (SA) (21th)</b>						
10	29.389	<b>35.343</b>	<b>22.628</b>	33.499	<b>2:00.859</b>	204	1	51.962	43.239	29.350	39.822	2:44.373	110
<b>4 Scott ANDRISKE (QLD) (9th)</b>							2	35.253	58.511	28.563	39.552	2:41.879	152
1	40.824	38.807	25.390	36.393	2:21.414	161	3	34.287	41.685	27.923	38.774	2:22.669	153
2	32.283	38.386	25.283	36.467	2:12.419	195	4	35.185	39.917	28.666	39.774	2:23.542	156
3	31.111	37.300	24.120	35.348	2:07.879	194	5	34.486	39.802	29.327	41.015	2:24.630	170
4	29.971	37.423	24.241	35.207	2:06.842	197	6	37.706	41.869	30.708	1:32.080	3:22.363	143
5	30.037	37.525	23.754	35.227	2:06.543	200	7	41.167	40.840	<b>27.146</b>	40.121	2:29.274 P	116
6	30.285	37.319	23.913	35.428	2:06.945	201	8	<b>33.077</b>	<b>39.003</b>	28.862	<b>38.626</b>	<b>2:19.568</b>	160
7	29.978	36.877	24.086	35.590	2:06.531	198	<b>15 Emma CLARK (VIC) (DNF)</b>						
8	29.677	37.157	23.685	39.972	2:10.491	201	1	49.737	43.565	29.121	39.895	<b>2:42.318</b>	118
9	29.427	36.630	23.448	<b>34.396</b>	2:03.901	200	<b>16 Scott GODING (SA) (17th)</b>						
10	<b>28.779</b>	<b>36.280</b>	<b>23.269</b>	34.420	<b>2:02.748</b>	203	1	43.579	41.737	26.509	38.074	2:29.899	162
<b>6 Ian CHIVAS (NSW) (19th)</b>							2	34.585	41.267	25.835	37.117	2:18.804	178
1	50.268	44.296	29.178	39.442	2:43.184	121	3	32.150	39.428	25.664	37.176	2:14.418	190
2	36.069	43.749	28.752	40.529	2:29.099	162	4	31.897	39.805	25.724	36.666	2:14.092	196
3	35.108	42.638	28.571	39.763	2:26.080	166	5	31.384	39.230	25.684	36.227	2:12.525	197
4	35.787	43.125	28.946	39.148	2:27.006	163	6	31.129	39.359	25.111	36.433	2:12.032	196
5	35.713	42.672	27.640	<b>37.468</b>	2:23.493	163	7	31.771	39.784	25.708	36.310	2:13.573	194
6	35.671	<b>40.990</b>	27.514	38.082	2:22.257	165	8	31.226	<b>38.718</b>	<b>24.966</b>	<b>35.990</b>	<b>2:10.900</b>	198
7	<b>33.992</b>	41.555	<b>27.360</b>	39.617	2:22.524	167	9	<b>31.046</b>	56.068	25.358	36.358	2:28.830	201
8	35.482	41.004	27.909	39.388	2:23.783	165	<b>17 Denis BUTLER (QLD) (DNF)</b>						
9	34.077	41.024	27.725	38.643	<b>2:21.469</b>	165	1	44.963	41.672	26.761	36.892	<b>2:30.288</b>	148
<b>8 Asher JOHNSTON (SA) (16th)</b>													
1	46.739	40.770	26.809	37.822	2:32.140	147							

*John*  
 Chief Timekeeper

Race Director - Rob Thiry





**Round 6 : September 7 & 8**  
**Phillip Island GP Circuit**  
**BATTERY WORLD AUSSIE RACING CARS**

ASBK.COM.AU f t i y

Date: 08/09/24  
 Event: R14  
 Weather: Overcast - Temp: 12.8C  
 Track: Wet - Temp: 15.9C

**Race 4**

Started at: 16:08:51  
 Laps: 18 Min + 1 Lap  
 Starters: 25  
 Posted at: 4:32 PM

**PROVISIONAL SECTOR TIMES**

Lap	Sector 1	Sector 2	Sector 3	Sector 4	Lap Time	Spd	Lap	Sector 1	Sector 2	Sector 3	Sector 4	Lap Time	Spd
<b>18 Cody BREWCZYNSKI (NSW) (1st)</b>							2	29.795	37.172	24.057	34.542	2:05.566	196
1	37.196	36.703	23.480	34.842	2:12.221	152	3	29.726	36.825	<b>23.836</b>	34.690	2:05.077	197
2	30.245	36.568	23.319	34.172	2:04.304	195	4	29.115	37.341	24.180	34.895	2:05.531	196
3	29.313	36.260	<b>22.839</b>	33.640	2:02.052	198	5	29.100	37.024	24.371	35.031	2:05.526	200
4	29.089	35.874	22.923	33.608	2:01.494	198	6	29.668	36.935	23.897	<b>34.464</b>	2:04.964	200
5	28.874	35.466	22.844	<b>33.469</b>	2:00.653	200	7	29.813	36.955	24.694	34.773	2:06.235	198
6	28.959	36.150	23.382	33.907	2:02.398	200	8	28.975	<b>36.746</b>	24.033	34.599	<b>2:04.353</b>	199
7	28.916	35.537	23.161	33.700	2:01.314	200	9	29.067	36.799	23.990	34.703	2:04.559	200
8	<b>28.747</b>	<b>35.422</b>	22.914	33.561	<b>2:00.644</b>	200	10	<b>28.928</b>	37.029	24.246	34.625	2:04.828	201
9	28.991	35.838	23.159	34.308	2:02.296	200	<b>28 Kent QUINN (QLD) (18th)</b>						
10	29.097	35.643	22.994	34.075	2:01.809	197	1	46.522	43.233	26.779	37.843	2:34.377	134
<b>21 Shane MANN (SA) (20th)</b>							2	33.991	41.153	26.321	38.477	2:19.942	167
1	47.942	44.529	28.416	39.537	2:40.424	129	3	<b>32.861</b>	40.480	25.730	37.647	2:16.718	190
2	35.961	42.390	28.723	39.664	2:26.738	169	4	33.080	40.215	25.644	37.897	2:16.836	173
3	34.912	42.928	28.983	40.531	2:27.354	173	5	33.604	40.370	25.983	38.184	2:18.141	175
4	36.220	43.350	28.915	39.777	2:28.262	162	6	33.345	<b>39.892</b>	<b>25.576</b>	37.611	<b>2:16.424</b>	166
5	35.148	42.128	28.382	39.819	2:25.477	172	7	33.494	40.385	25.814	<b>37.010</b>	2:16.703	171
6	37.829	42.717	27.535	<b>38.272</b>	2:26.353	161	8	33.253	40.770	25.788	37.165	2:16.976	177
7	<b>34.657</b>	41.474	27.690	41.353	2:25.174	169	9	33.354	39.939	26.474	37.604	2:17.371	184
8	34.926	41.914	27.570	39.337	2:23.747	162	<b>38 Jack BOYD (SA) (8th)</b>						
9	34.937	<b>41.460</b>	<b>27.181</b>	39.017	<b>2:22.595</b>	164	1	40.876	38.122	25.376	36.640	2:21.014	156
<b>23 Scott DORNAN (QLD) (12th)</b>							2	32.087	38.156	24.619	35.560	2:10.422	181
1	39.652	38.859	25.502	36.540	2:20.553	155	3	30.850	37.544	24.766	35.485	2:08.645	195
2	32.398	38.221	25.646	37.017	2:13.282	192	4	30.515	37.090	24.399	35.212	2:07.216	197
3	32.582	39.487	25.842	37.234	2:15.145	182	5	30.521	37.355	24.424	35.069	2:07.369	199
4	31.950	39.245	25.165	36.571	2:12.931	180	6	30.175	37.036	24.120	35.027	2:06.358	199
5	32.352	39.410	25.367	36.618	2:13.747	185	7	30.019	37.161	24.039	35.337	2:06.556	199
6	31.763	39.170	25.421	36.718	2:13.072	189	8	30.011	37.410	24.050	35.844	2:07.315	198
7	31.329	38.353	24.921	36.384	2:10.987	197	9	30.717	36.767	23.920	34.861	2:06.265	189
8	31.327	38.709	24.753	36.088	2:10.877	199	10	<b>29.488</b>	<b>36.277</b>	<b>23.599</b>	<b>34.528</b>	<b>2:03.892</b>	198
9	<b>31.257</b>	<b>37.888</b>	<b>24.677</b>	35.977	<b>2:09.799</b>	201	<b>41 Kody GARLAND (NSW) (2nd)</b>						
10	31.329	38.300	24.793	<b>35.663</b>	2:10.085	198	1	39.458	37.652	24.028	35.205	2:16.343	158
<b>25 Reece CHAPMAN (NSW) (6th)</b>							2	29.572	36.224	23.701	34.371	2:03.868	199
1	38.750	37.144	23.955	34.621	2:14.470	150	3	28.958	35.669	23.221	<b>33.841</b>	2:01.689	201

*John*  
 Chief Timekeeper

Race Director - Rob Thiry





**Round 6 : September 7 & 8**  
**Phillip Island GP Circuit**  
**BATTERY WORLD AUSSIE RACING CARS**

ASBK.COM.AU f t i y

Date: 08/09/24  
 Event: R14  
 Weather: Overcast - Temp: 12.8C  
 Track: Wet - Temp: 15.9C

**Race 4**

Started at: 16:08:51  
 Laps: 18 Min + 1 Lap  
 Starters: 25  
 Posted at: 4:32 PM

**PROVISIONAL SECTOR TIMES**

Lap	Sector 1	Sector 2	Sector 3	Sector 4	Lap Time	Spd	Lap	Sector 1	Sector 2	Sector 3	Sector 4	Lap Time	Spd
4	28.853	35.963	23.344	34.513	2:02.673	201	5	32.248	38.566	25.433	37.258	2:13.505	196
5	28.800	36.374	23.310	34.019	2:02.503	199	6	32.443	38.879	25.495	36.290	2:13.107	190
6	<b>28.474</b>	35.581	24.509	34.706	2:03.270	199	7	31.699	38.756	25.399	36.163	2:12.017	194
7	30.252	35.477	23.453	34.081	2:03.263	202	8	31.814	38.868	25.439	36.399	2:12.520	198
8	29.170	35.588	23.198	33.964	2:01.920	200	9	31.701	38.542	25.282	36.376	2:11.901	197
9	28.723	35.738	23.174	34.232	2:01.867	200	10	<b>31.451</b>	<b>37.853</b>	<b>25.093</b>	<b>36.116</b>	<b>2:10.513</b>	199
10	29.249	<b>35.236</b>	<b>22.917</b>	34.189	<b>2:01.591</b>	203							
<b>54 Mason HARVEY (WA) (5th)</b>							<b>65 David MAKIN (VIC) (13th)</b>						
1	37.795	36.917	23.859	34.594	2:13.165	147	1	47.856	40.592	25.885	36.868	2:31.201	141
2	30.172	36.618	23.533	34.253	2:04.576	199	2	32.947	38.187	25.068	38.069	2:14.271	174
3	29.255	36.337	23.466	34.869	2:03.927	200	3	31.925	38.986	25.663	36.919	2:13.493	191
4	29.695	36.560	23.498	34.679	2:04.432	199	4	31.379	38.442	25.453	36.141	2:11.415	197
5	29.677	<b>35.991</b>	23.646	34.519	2:03.833	200	5	31.153	39.155	25.158	36.719	2:12.185	198
6	29.407	36.230	23.608	34.814	2:04.059	200	6	31.495	38.602	25.103	35.997	2:11.197	196
7	29.933	36.158	23.449	34.568	2:04.108	200	7	31.736	39.519	25.283	35.965	2:12.503	196
8	29.172	36.240	23.441	34.450	2:03.303	199	8	31.430	39.452	25.254	36.043	2:12.179	199
9	28.928	36.048	<b>23.248</b>	<b>34.137</b>	<b>2:02.361</b>	199	9	31.507	38.437	24.944	36.098	2:10.986	195
10	<b>28.744</b>	36.722	23.700	34.752	2:03.918	200	10	<b>30.947</b>	<b>38.058</b>	<b>24.620</b>	<b>35.922</b>	<b>2:09.547</b>	198
<b>57 Brandon MADDEN (QLD) (4th)</b>							<b>69 Cody McKAY (NSW) (NC)</b>						
1	41.757	37.903	24.702	36.050	2:20.412	165	1	6:01.493	42.283	27.582	40.891	7:52.249	140
2	29.965	36.949	23.592	34.993	2:05.499	197	2	34.243	39.486	28.827	39.767	2:22.323	146
3	29.553	36.518	23.369	34.514	2:03.954	199	3	34.282	41.637	28.343	41.862	2:26.124	148
4	29.363	35.835	23.344	34.362	2:02.904	199	4	36.115	42.434	29.830	41.072	2:29.451	141
5	29.266	36.035	23.445	34.842	2:03.588	201	5	35.675	41.325	28.539	41.160	2:26.699	135
6	29.226	<b>35.631</b>	23.282	34.015	2:02.154	203	6	34.344	38.683	24.457	<b>35.751</b>	2:13.235	147
7	29.110	36.366	23.358	<b>33.963</b>	2:02.797	201	7	<b>30.615</b>	<b>37.997</b>	<b>24.317</b>	35.961	<b>2:08.890</b>	196
8	28.992	35.800	23.146	34.062	2:02.000	202	<b>87 Andrew CORISH (NSW) (14th)</b>						
9	<b>28.817</b>	35.634	23.239	34.046	<b>2:01.736</b>	202	1	48.304	42.570	26.252	37.850	2:34.976	131
10	28.881	35.969	<b>23.117</b>	34.098	2:02.065	202	2	33.617	40.206	25.993	37.156	2:16.972	169
<b>58 Joseph ANDRISKE (QLD) (15th)</b>							3	32.770	39.278	25.834	37.065	2:14.947	180
1	44.165	41.635	27.590	38.185	2:31.575	151	4	32.844	39.527	25.730	37.129	2:15.230	183
2	34.122	41.233	25.832	38.202	2:19.389	176	5	32.194	38.750	25.444	36.559	2:12.947	188
3	32.777	39.297	26.234	37.377	2:15.685	194	6	32.245	38.724	25.796	36.715	2:13.480	189
4	32.866	39.204	25.947	36.567	2:14.584	195	7	31.705	39.128	24.856	36.498	2:12.187	190
							8	31.653	38.264	25.645	36.656	2:12.218	192

*John*  
 Chief Timekeeper

Race Director - Rob Thiry





**Round 6 : September 7 & 8**  
**Phillip Island GP Circuit**  
**BATTERY WORLD AUSSIE RACING CARS**

ASBK.COM.AU f t i y

Date: 08/09/24  
 Event: R14  
 Weather: Overcast - Temp: 12.8C  
 Track: Wet - Temp: 15.9C

**Race 4**

Started at: 16:08:51  
 Laps: 18 Min + 1 Lap  
 Starters: 25  
 Posted at: 4:32 PM

**PROVISIONAL SECTOR TIMES**

Lap	Sector 1	Sector 2	Sector 3	Sector 4	Lap Time	Spd	Lap	Sector 1	Sector 2	Sector 3	Sector 4	Lap Time	Spd	
9	31.292	<b>37.641</b>	<b>24.722</b>	36.458	2:10.113	193	7	<b>29.726</b>	37.623	24.155	35.466	2:06.970	200	
10	<b>31.022</b>	37.726	24.944	<b>35.907</b>	<b>2:09.599</b>	192	8	30.463	37.702	24.509	35.603	2:08.277	201	
							9	30.430	37.155	24.062	35.092	2:06.739	200	
							10	30.420	37.147	24.419	35.514	2:07.500	201	
<b>88</b>	<b>Lachlan EVENNETT (QLD) (10th)</b>													
1	42.583	39.692	25.273	36.601	2:24.149	159								
2	32.207	39.313	24.711	35.308	2:11.539	172	<b>96</b>	<b>Jeff WATTERS (VIC) (DNF)</b>						
3	31.065	39.095	23.947	34.635	2:08.742	196	1	45.051	41.996	27.056	40.558	<b>2:34.661</b>	146	
4	29.809	37.492	<b>23.721</b>	34.671	2:05.693	198	2	<b>38.480</b>	<b>39.197</b>	<b>26.297</b>	<b>1:37.259</b>	3:21.233	128	
5	29.705	37.627	23.891	34.480	2:05.703	196								
6	30.090	37.622	23.886	35.222	2:06.820	197	<b>287</b>	<b>Jordan FREESTONE (NSW) (11th)</b>						
7	29.983	37.099	23.857	35.644	2:06.583	195	1	41.035	42.869	25.734	35.690	2:25.328	161	
8	29.811	37.550	23.965	35.265	2:06.591	198	2	31.602	38.567	24.495	35.104	2:09.768	183	
9	30.755	<b>37.089</b>	23.799	<b>34.289</b>	2:05.932	201	3	30.743	49.457	25.144	35.147	2:20.491	196	
10	<b>29.207</b>	37.381	23.743	34.504	<b>2:04.835</b>	202	4	30.405	37.902	24.368	35.130	2:07.805	194	
							5	30.417	37.740	24.362	35.019	2:07.538	194	
							6	29.705	37.648	24.038	35.035	2:06.426	194	
<b>95</b>	<b>Nathan WILLIAMS (VIC) (7th)</b>							7	29.302	37.316	23.642	34.598	2:04.858	196
1	38.785	37.627	24.426	35.656	2:16.494	153	8	29.698	37.021	23.720	34.542	2:04.981	194	
2	31.322	36.950	<b>23.566</b>	<b>34.759</b>	2:06.597	182	9	29.264	38.076	23.853	35.230	2:06.423	198	
3	30.213	36.687	23.703	38.086	2:08.689	198	10	<b>29.135</b>	<b>36.621</b>	<b>23.566</b>	<b>34.362</b>	<b>2:03.684</b>	196	
4	30.361	<b>36.538</b>	23.782	35.285	2:05.966	194								
5	29.926	36.720	23.828	34.922	<b>2:05.396</b>	200								
6	30.143	36.620	23.629	35.834	2:06.226	200								

The results are provisional until the expiration of the time limit for protests and appeals.

*[Signature]*  
 Chief Timekeeper

Race Director - Rob Thiry





**Round 6 : September 7 & 8**  
**Phillip Island GP Circuit**  
**BATTERY WORLD AUSSIE RACING CARS**

ASBK.COM.AU

Date: 08/09/24  
 Event: R14  
 Weather: Overcast - Temp: 12.8C  
 Track: Wet - Temp: 15.9C

**Race 4**

Started at: 16:08:51  
 Laps: 18 Min + 1 Lap  
 Starters: 25  
 Posted at: 4:32 PM

**PROVISIONAL FASTEST LAPS SEQUENCE**

Lap	Race Pos	No	Name	Vehicle	Fastest Lap	On Lap
1	1	1	Joel HEINRICH (SA)	Mustang Black	2:11.796	1
2	1	1	Joel HEINRICH (SA)	Mustang Black	2:04.315	2
2	2	18	Cody BREWCZYNSKI (NSW)	Mustang Blue/White/Red	2:04.304	2
2	5	41	Kody GARLAND (NSW)	Mustang Black	2:03.868	2
3	1	18	Cody BREWCZYNSKI (NSW)	Mustang Blue/White/Red	2:02.052	3
3	4	41	Kody GARLAND (NSW)	Mustang Black	2:01.689	3
4	1	18	Cody BREWCZYNSKI (NSW)	Mustang Blue/White/Red	2:01.494	4
5	1	18	Cody BREWCZYNSKI (NSW)	Mustang Blue/White/Red	2:00.653	5
8	1	18	Cody BREWCZYNSKI (NSW)	Mustang Blue/White/Red	2:00.644	8

The results are provisional until the expiration of the time limit for protests and appeals.

Chief Timekeeper

Race Director - Rob Thiry



[www.computime.com.au](http://www.computime.com.au)  
**COMPUTIME RACE TIMING SYSTEMS PTY LTD**





**Round 6 : September 7 & 8**  
**Phillip Island GP Circuit**  
**BATTERY WORLD AUSSIE RACING CARS**

ASBK.COM.AU f t i y

Date: 08/09/24  
 Event: R14  
 Weather: Overcast - Temp: 12.8C  
 Track: Wet - Temp: 15.9C

**Race 4**

Started at: 16:08:51  
 Laps: 18 Min + 1 Lap  
 Starters: 25  
 Posted at: 4:32 PM

**PROVISIONAL LAP SHEET**

No	Lap Time	Gap	No	Lap Time	Gap	No	Lap Time	Gap	No	Lap Time	Gap	No	Lap Time	Gap			
<b>Lap 1</b>			41	2:03.868	4.100	65	2:13.493	40.388	11	2:23.542	1:52.39	69	2:26.124	3 laps	25	2:04.964	18.012
1	2:11.796		95	2:06.597	6.980	16	2:14.418	44.544	69	2:22.323	2 laps	95	2:06.226	26.246	38	2:06.358	37.902
18	2:12.221	.425	57	2:05.499	9.800	58	2:15.685	48.072	<b>Lap 5</b>			4	2:06.945	38.920	88	2:06.820	39.524
54	2:13.165	1.369	38	2:10.422	15.325	87	2:14.947	48.318	18	2:00.653		287	2:06.426	54.234	23	2:13.072	1:05.60
25	2:14.470	2.674	4	2:12.419	17.722	8	2:16.134	48.641	41	2:02.503	6.352	65	2:11.197	1:10.64	16	2:12.032	1:18.64
41	2:16.343	4.547	23	2:13.282	17.724	28	2:16.718	52.460	1	2:03.234	7.695	58	2:13.107	1:24.72	87	2:13.480	1:25.43
95	2:16.494	4.698	287	2:09.768	18.985	21	2:27.354	1:15.93	54	2:03.833	9.209	8	2:13.569	1:25.88	28	2:16.424	1:39.31
57	2:20.412	8.616	88	2:11.539	19.577	6	2:26.080	1:19.78	25	2:05.526	15.446	65	2:12.185	1:01.84	41	2:03.263	9.173
23	2:20.553	8.757	65	2:14.271	29.361	11	2:22.669	1:30.34	57	2:03.588	15.633	1	2:03.711	11.173	54	2:04.108	13.664
38	2:21.014	9.218	16	2:18.804	32.592	69	7:52.249	2 laps	95	2:05.396	22.418	57	2:02.797	16.872	25	2:06.235	22.933
4	2:21.414	9.618	58	2:19.389	34.853	<b>Lap 4</b>			28	2:07.369	33.942	6	2:22.257	1 lap	21	2:26.353	1 lap
88	2:24.149	12.353	8	2:18.944	34.973	18	2:01.494		4	2:06.543	34.373	18	2:01.314		95	2:06.970	31.902
287	2:25.328	13.532	87	2:16.972	35.837	41	2:02.673	4.502	88	2:05.703	35.102	41	2:03.263	9.173	38	2:06.556	43.144
16	2:29.899	18.103	28	2:19.942	38.208	1	2:05.440	5.114	4	2:06.543	34.373	1	2:03.711	11.173	4	2:06.531	44.137
17	2:30.288	18.492	21	2:26.738	51.051	54	2:04.432	6.029	88	2:05.703	35.102	54	2:04.108	13.664	88	2:06.583	44.793
65	2:31.201	19.405	6	2:29.099	56.172	25	2:05.531	10.573	23	2:13.747	54.934	57	2:02.797	16.872	69	2:29.451	3 laps
58	2:31.575	19.779	11	2:41.879	1:10.14	57	2:02.904	12.698	65	2:12.185	1:01.84	25	2:06.235	22.933	287	2:04.858	57.778
8	2:32.140	20.344	96	3:21.233	1:39.78	95	2:05.966	17.675	16	2:12.525	1:09.01	6	2:22.257	1 lap	23	2:10.987	1:15.28
28	2:34.377	22.581	<b>Lap 3</b>			38	2:07.216	27.226	58	2:13.505	1:14.01	21	2:26.353	1 lap	65	2:12.503	1:21.82
96	2:34.661	22.865	18	2:02.052		4	2:06.842	28.483	87	2:12.947	1:14.34	95	2:06.970	31.902			
87	2:34.976	23.180	1	2:03.634	1.168	88	2:05.693	30.052	8	2:13.125	1:14.70	38	2:06.556	43.144			
21	2:40.424	28.628	54	2:03.927	3.091	23	2:12.931	41.840	28	2:18.141	1:25.29	4	2:06.531	44.137			
15	2:42.318	30.522	41	2:01.689	3.323	287	2:07.805	43.321	6	2:22.257	1 lap	88	2:06.583	44.793			
6	2:43.184	31.388	25	2:05.077	6.536	65	2:11.415	50.309	18	2:02.398		69	2:29.451	3 laps			
11	2:44.373	32.577	57	2:03.954	11.288	16	2:14.092	57.142	21	2:25.477	1 lap	287	2:04.858	57.778			
<b>Lap 2</b>			95	2:08.689	13.203	58	2:14.584	1:01.16	6	2:23.493	1 lap	23	2:10.987	1:15.28			
1	2:04.315		38	2:08.645	21.504	87	2:15.230	1:02.05	41	2:03.270	7.224	65	2:12.503	1:21.82			
18	2:04.304	.414	4	2:07.879	23.135	8	2:15.090	1:02.23	1	2:03.479	8.776						
54	2:04.576	1.630	88	2:08.742	25.853	28	2:16.836	1:07.80	54	2:04.059	10.870						
25	2:05.566	3.925	23	2:15.145	30.403	21	2:28.262	1:42.70	11	2:24.630	1 lap						
			287	2:20.491	37.010	6	2:27.006	1:45.29	57	2:02.154	15.389						

*John*  
 Chief Timekeeper

Race Director - Rob Thiry









**Round 6 : September 7 & 8**  
**Phillip Island GP Circuit**  
**BATTERY WORLD AUSSIE RACING CARS**

Date: 08/09/24  
 Event: R14  
 Weather: Overcast - Temp: 12.8C  
 Track: Wet - Temp: 15.9C

**Race 4**

Started at: 16:08:51  
 Laps: 18 Min + 1 Lap  
 Starters: 25  
 Posted at: 4:32 PM

**PROVISIONAL LAP CHART**

Name	Grid	1	2	3	4	5	6	7	8	9	10	Name
J. HEINRICH	1	1	1	10	10	10	10	10	10	10	10	C. BREWCZYNSKI
M. HARVEY	54	18	18	1	41	41	41	41	41	41	41	K. GARLAND
C. BREWCZYNSKI	18	54	54	54	1	1	1	1	1	1	1	J. HEINRICH
R. CHAPMAN	25	25	25	41	54	54	54	54	54	54	54	B. MADDEN
S. DORNAN	23	41	41	25	25	25	57	57	57	57	57	M. HARVEY
N. WILLIAMS	95	95	95	57	57	57	25	25	25	25	25	R. CHAPMAN
J. BOYD	38	57	57	95	95	95	95	95	95	95	95	N. WILLIAMS
K. QUINN	28	23	38	38	38	38	38	38	38	38	38	J. BOYD
K. GARLAND	41	38	4	4	4	4	4	4	88	88	4	S. ANDRISKE
C. McKAY	69	4	23	88	88	88	88	88	4	4	88	L. EVENNETT
S. ANDRISKE	4	88	287	23	23	287	287	287	287	287	287	J. FREESTONE
J. FREESTONE	287	287	88	287	287	23	23	23	23	23	23	S. DORNAN
B. TUCKER	19	16	65	65	65	65	65	65	65	65	65	D. MAKIN
L. EVENNETT	88	17	16	16	16	16	16	16	16	87	87	A. CORISH
S. GODING	16	65	58	58	58	58	58	58	58	58	58	J. ANDRISKE
J. ANDRISKE	58	58	8	87	87	87	87	87	87	8	8	A. JOHNSTON
E. CLARK	15	8	87	8	8	8	8	8	8	16	16	S. GODING
J. WATTERS	96	28	28	28	28	28	28	28	28	28	28	K. QUINN
B. MADDEN	57	96	21	21	21	21	6	6	6	6	6	I. CHIVAS
A. JOHNSTON	8	87	6	6	6	6	21	21	21	21	21	S. MANN
D. BUTLER	17	21	11	11	11	11	11	11	11	11	11	L. McKECHNIE
A. CORISH	87	15	96	69	69	69	69	69	69	69	69	C. McKAY
S. MANN	21	6	69									
I. CHIVAS	6	11										
L. McKECHNIE	11	69										
D. MAKIN	65											
J. CURRIE	26											J. CURRIE

The results are provisional until the expiration of the time limit for protests and appeals.

*[Signature]*  
 Chief Timekeeper

Race Director - Rob Thiry



[www.computime.com.au](http://www.computime.com.au)  
**COMPUTIME RACE TIMING SYSTEMS PTY LTD**





**Round 6 : September 7 & 8**  
**Phillip Island GP Circuit**  
**BATTERY WORLD AUSSIE RACING CARS**

ASBK.COM.AU f t i y

Date: 08/09/24  
 Event: R14  
 Weather: Overcast - Temp: 12.8C  
 Track: Wet - Temp: 15.9C

**Race 4**

Started at: 16:08:51  
 Laps: 18 Min + 1 Lap  
 Starters: 25  
 Posted at: 4:32 PM

**PROVISIONAL BEST SECTOR TIMES**

Pos	Sector 1		Sector 2		Sector 3		Sector 4		Lap		Ideal	Fastest	Diff
	Name	Time	Name	Time	Name	Time	Name	Time	Name	Time			
1	K. GARLAND	28.474	K. GARLAND	35.236	J. HEINRICH	22.628	J. HEINRICH	33.377	J. HEINRICH	2:00.222	2:00.859	.637	
2	M. HARVEY	28.744	J. HEINRICH	35.343	C. BREWCZY	22.839	C. BREWCZY	33.469	K. GARLAND	2:00.468	2:01.591	1.123	
3	C. BREWCZY	28.747	C. BREWCZY	35.422	K. GARLAND	22.917	K. GARLAND	33.841	C. BREWCZY	2:00.477	2:00.644	.167	
4	S. ANDRISKE	28.779	B. MADDEN	35.631	B. MADDEN	23.117	B. MADDEN	33.963	B. MADDEN	2:01.528	2:01.736	.208	
5	B. MADDEN	28.817	M. HARVEY	35.991	M. HARVEY	23.248	M. HARVEY	34.137	M. HARVEY	2:02.120	2:02.361	.241	
6	J. HEINRICH	28.874	J. BOYD	36.277	S. ANDRISKE	23.269	L. EVENNETT	34.289	S. ANDRISKE	2:02.724	2:02.748	.024	
7	R. CHAPMAN	28.928	S. ANDRISKE	36.280	J. FREESTON	23.566	J. FREESTON	34.362	J. FREESTON	2:03.684	2:03.684	.000	
8	J. FREESTON	29.135	N. WILLIAMS	36.538	N. WILLIAMS	23.566	S. ANDRISKE	34.396	J. BOYD	2:03.892	2:03.892	.000	
9	L. EVENNETT	29.207	J. FREESTON	36.621	J. BOYD	23.599	R. CHAPMAN	34.464	R. CHAPMAN	2:03.974	2:04.353	.379	
10	J. BOYD	29.488	R. CHAPMAN	36.746	L. EVENNETT	23.721	J. BOYD	34.528	L. EVENNETT	2:04.306	2:04.835	.529	
11	N. WILLIAMS	29.726	L. EVENNETT	37.089	R. CHAPMAN	23.836	N. WILLIAMS	34.759	N. WILLIAMS	2:04.589	2:05.396	.807	
12	C. MCKAY	30.615	A. CORISH	37.641	C. MCKAY	24.317	A. JOHNSTON	35.569	C. MCKAY	2:08.680	2:08.890	.210	
13	D. MAKIN	30.947	J. ANDRISKE	37.853	D. MAKIN	24.620	S. DORNAN	35.663	A. CORISH	2:09.292	2:09.599	.307	
14	A. CORISH	31.022	S. DORNAN	37.888	S. DORNAN	24.677	C. MCKAY	35.751	S. DORNAN	2:09.485	2:09.799	.314	
15	S. GODING	31.046	C. MCKAY	37.997	A. CORISH	24.722	A. CORISH	35.907	D. MAKIN	2:09.547	2:09.547	.000	
16	A. JOHNSTON	31.139	D. MAKIN	38.058	S. GODING	24.966	D. MAKIN	35.922	A. JOHNSTON	2:09.786	2:10.286	.500	
17	S. DORNAN	31.257	A. JOHNSTON	38.065	A. JOHNSTON	25.013	S. GODING	35.990	J. ANDRISKE	2:10.513	2:10.513	.000	
18	J. ANDRISKE	31.451	S. GODING	38.718	J. ANDRISKE	25.093	J. ANDRISKE	36.116	S. GODING	2:10.720	2:10.900	.180	
19	K. QUINN	32.861	L. McKECHNI	39.003	K. QUINN	25.576	K. QUINN	37.010	K. QUINN	2:15.339	2:16.424	1.085	
20	L. McKECHNI	33.077	J. WATTERS	39.197	J. WATTERS	26.297	I. CHIVAS	37.468	L. McKECHNIE	2:17.852	2:19.568	1.716	
21	I. CHIVAS	33.992	K. QUINN	39.892	L. McKECHNI	27.146	S. MANN	38.272	I. CHIVAS	2:19.810	2:21.469	1.659	
22	S. MANN	34.657	I. CHIVAS	40.990	S. MANN	27.181	L. McKECHNI	38.626	S. MANN	2:21.570	2:22.595	1.025	
23	J. WATTERS	38.480	S. MANN	41.460	I. CHIVAS	27.360	J. WATTERS	1:37.2	J. WATTERS	3:21.233	2:34.661	-46.57	

The results are provisional until the expiration of the time limit for protests and appeals.

*[Signature]*  
 Chief Timekeeper

Race Director - Rob Thiry






[www.computime.com.au](http://www.computime.com.au)  
**COMPUTIME RACE TIMING SYSTEMS PTY LTD**



## Round 6 : September 7 & 8

### Phillip Island GP Circuit

ASBK.COM.AU    

## BATTERY WORLD AUSSIE RACING CARS PROVISIONAL ROUND POINTS

### BATTERY WORLD AUSSIE RACING CARS

Pos	No	Name	Vehicle	Rnd 6 Race 1	Rnd 6 Race 2	Rnd 6 Race 3	Rnd 6 Race 4	Total
1	1	Joel HEINRICH	Mustang	51	51	51	98	251
2	18	Cody BREWCZYNSKI	Mustang	49	47	50	102	248
3	54	Mason HARVEY	Camaro	48	50	49	94	241
4	25	Reece CHAPMAN	Mustang	43	49	48	92	232
5	41	Kody GARLAND	Mustang	50	48	29	100	227
6	95	Nathan WILLIAMS	Mustang	44	38	46	90	218
7	38	Jack BOYD	Aurion	41	43	44	88	216
8	23	Scott DORNAN	Camaro	47	45	41	80	213
9	4	Scott ANDRISKE	Camaro	46	27	42	86	201
10	57	Brandon MADDEN	Camaro	28	26	47	96	197
11	287	Jordan FREESTONE	Camaro	42	46	27	82	197
12	28	Kent QUINN	Mustang	45	44	39	68	196
13	88	Lachlan EVENNETT	Camaro	27	39	45	84	195
14	69	Cody McKAY	Camaro	39	42	43	60	184
15	58	Joseph ANDRISKE	Camaro	40	30	37	74	181
16	16	Scott GODING	Toyota	37	37	34	70	178
17	87	Andrew CORISH	Camaro	29	40	28	76	173
18	8	Asher JOHNSTON	Mustang	26	35	38	72	171
19	96	Jeff WATTERS	Mustang	38	34	31	58	161
20	21	Shane MANN	Mustang	33	31	32	64	160
21	15	Emma CLARK	Mustang	35	32	36	54	157
22	6	Ian CHIVAS	Nissan	31	29	30	66	156
23	17	Denis BUTLER	Camaro	32	33	33	56	154
24	65	David MAKIN	Camaro	34		35	78	147
25	11	Layton McKECHNIE	Camaro	30	28	25	62	145
26	19	Brendon TUCKER	Camaro	36	36	40		112
27	26	Jacob CURRIE	Toyota		41	26		67

### BATTERY WORLD AUSSIE RACING CARS - GOLD CUP

Pos	No	Name	Vehicle	Rnd 6 Race 1	Rnd 6 Race 2	Rnd 6 Race 3	Rnd 6 Race 4	Total
1	23	Scott DORNAN	Camaro	51	51	51	102	255
2	58	Joseph ANDRISKE	Camero	50	45	49	98	242
3	96	Jeff WATTERS	Mustang	49	49	44	90	232
4	21	Shane MANN	Mustang	45	46	45	94	230
5	15	Emma CLARK	Mustang	47	47	48	86	228
6	6	Ian CHIVAS	Nissan	43	44	43	96	226
7	17	Denis BUTLER	Camaro	44	48	46	88	226
8	11	Layton McKECHNIE	Camaro	42	43	42	92	219
9	65	David MAKIN	Camaro	46		47	100	193

*John*  
.....  
Chief Timekeeper

.....  
Race Director - Rob Thiry



[www.computime.com.au](http://www.computime.com.au)  
COMPUTIME RACE TIMING SYSTEMS PTY LTD





**Round 6 : September 7 & 8**  
**Phillip Island GP Circuit**  
**BATTERY WORLD AUSSIE RACING CARS**  
**PROVISIONAL ROUND POINTS**

ASBK.COM.AU f t i y

**BATTERY WORLD AUSSIE RACING CARS - GOLD CUP**

Pos	No	Name	Vehicle	Rnd 6 Race 1	Rnd 6 Race 2	Rnd 6 Race 3	Rnd 6 Race 4	Total
10	19	Brendon TUCKER	Camaro	48	50	50		148

**BATTERY WORLD AUSSIE RACING CARS - MASTERS**

Pos	No	Name	Vehicle	Rnd 6 Race 1	Rnd 6 Race 2	Rnd 6 Race 3	Rnd 6 Race 4	Total
1	28	Kent QUINN	Mustang	51	51	50	100	252
2	8	Asher JOHNSTON	Mustang	49	49	49	102	249
3	69	Cody McKAY	Camaro	50	50	51	98	249

**BATTERY WORLD AUSSIE RACING CARS - ROOKIES**

Pos	No	Name	Vehicle	Rnd 6 Race 1	Rnd 6 Race 2	Rnd 6 Race 3	Rnd 6 Race 4	Total
1	54	Mason HARVEY	Camaro	51	51	51	102	255
2	38	Jack BOYD	Aurion	49	49	49	100	247
3	287	Jordan FREESTONE	Camaro	50	50	45	96	241
4	88	Lachlan EVENNETT	Camaro	45	47	50	98	240
5	58	Joseph ANDRISKE	Camaro	48	44	48	94	234
6	16	Scott GODING	Toyota	47	46	47	92	232
7	21	Shane MANN	Mustang	46	45	46	90	227
8	26	Jacob CURRIE	Toyota		48	44		92

*[Handwritten Signature]*

Chief Timekeeper

Race Director - Rob Thiry



[www.computime.com.au](http://www.computime.com.au)  
**COMPUTIME RACE TIMING SYSTEMS PTY LTD**





**Round 6 : September 7 & 8  
Phillip Island GP Circuit**

ASBK.COM.AU f t i y

**BATTERY WORLD AUSSIE RACING CARS  
PROVISIONAL PROGRESSIVE CHAMPIONSHIP POINTS**

**BATTERY WORLD AUSSIE RACING CARS**

Pos	No	Name	Vehicle	Points after Round 5	Rnd 6 Race 4	Total
1	1	Joel HEINRICH	Mustang	243	51	294
2	41	Kody GARLAND	Mustang	246	47	293
3	18	Cody BREWCZYNSKI	Mustang	242	50	292
4	57	Brandon MADDEN	Camaro	236	42	278
5	25	Reece CHAPMAN	Mustang	217	48	265
6	95	Nathan WILLIAMS	Mustang	215	46	261
7	28	Kent QUINN	Mustang	219	40	259
8	54	Mason HARVEY	Camaro	209	49	258
9	23	Scott DORNAN	Camaro	203	44	247
10	287	Jordan FREESTONE	Camaro	196	41	237
11	69	Cody McKay	Camaro	182	38	220
12	58	Joseph ANDRISKE	Camaro	174	37	211
13	87	Andrew CORISH	Camaro	166	35	201
14	96	Jeff WATTERS	Mustang	150	33	183
15		Josh THOMAS	Mustang	166		166
16	15	Emma CLARK	Mustang	129	31	160
17	17	Denis BUTLER	Camaro	131	29	160
18		Anthony DI MAURO	Camaro	158		158
19		Matt GOODING	Camaro	139		139
20		Ryan REYNOLDS	Mustang	138		138
21	21	Shane MANN	Mustang	102	32	134
22		Josh ANDERSON	Mustang	130		130
23		Troy JONES	Camaro	118		118
24		Craig THOMPSON		103		103
25		Desmond COLLIER	Euro	103		103
26	8	Asher JOHNSTON	Mustang	65	34	99
27	88	Lachlan EVENNETT	Camaro	55	39	94
28		Diesel THOMAS		92		92
29		Kyle ENSBEY	Mustang	92		92
30	4	Scott ANDRISKE	Camaro	42	43	85
31		Grant THOMPSON	Mustang	81		81
32		Scott O'KEEFE	Mustang	71		71
33		Brett OSBORN		64		64
34		Chris MERCER	Camaro	63		63
35	65	David MAKIN	Camaro	27	28	55
36		Jarrod CURRIE		54		54
37		Andrew LORGELLY		52		52
38		Chad CHAPMAN		50		50
39		Peter CARR		47		47
40	38	Jack BOYD	Aurion		45	45
41		Courtney PRINCE		42		42

*John*  
.....  
Chief Timekeeper

.....  
Race Director - Rob Thiry



[www.computime.com.au](http://www.computime.com.au)  
COMPUTIME RACE TIMING SYSTEMS PTY LTD





**Round 6 : September 7 & 8  
Phillip Island GP Circuit**

ASBK.COM.AU

**BATTERY WORLD AUSSIE RACING CARS  
PROVISIONAL PROGRESSIVE CHAMPIONSHIP POINTS**

**BATTERY WORLD AUSSIE RACING CARS**

Pos	No	Name	Vehicle	Points after Round 5	Rnd 6 Race 4	Total
42		Paul MORRIS		38		38
43		Scotty TAYLOR	Mustang	38		38
44	16	Scott GODING	Toyota		36	36
45		Keith BENSLEY	Toyota	33		33
46	6	Ian CHIVAS	Nissan		30	30
47		Zac SCHONBERGER		29		29
48	11	Layton McKECHNIE	Camaro		27	27
49	19	Brendon TUCKER	Camaro		26	26
50		Steve JAKIC		26		26
51		Tim HAMILTON	Falcon	26		26
52	26	Jacob CURRIE	Toyota		25	25
53		Tony ROSS		25		25
54		Alastair KOENIG	Euro	23		23
55		Tony QUINN		22		22
56		Jarrold CRICK		21		21
57		Jay SHARP		20		20

**BATTERY WORLD AUSSIE RACING CARS - GOLD CUP**

Pos	No	Name	Vehicle	Points after Round 5	Rnd 6 Race 4	Total
1	23	Scott DORNAN	Camaro	105	25	130
2	58	Joseph ANDRISKE	Camero	74	20	94
3	96	Jeff WATTERS	Mustang	64	16	80
4		Matt GOODING	Camaro	69		69
5	17	Denis BUTLER	Camaro	57	9	66
6	15	Emma CLARK	Mustang	45	11	56
7	21	Shane MANN	Mustang	41	13	54
8		Craig THOMPSON		47		47
9		Grant THOMPSON		28		28
10		Chad CHAPMAN		16		16
11	65	David MAKIN	Camaro	7	7	14
12		Scott TAYLOR	Mustang	13		13
13	6	Ian CHIVAS	Nissan		10	10
14		Tony QUINN		9		9
15	11	Layton McKECHNIE	Camaro		8	8
16		Tony ROSS		8		8
17	19	Brendon TUCKER	Camaro		6	6

*[Handwritten Signature]*  
.....  
Chief Timekeeper

.....  
Race Director - Rob Thiry



**www.computime.com.au**  
**COMPUTIME RACE TIMING SYSTEMS PTY LTD**





**Round 6 : September 7 & 8  
Phillip Island GP Circuit**

ASBK.COM.AU f t i y

**BATTERY WORLD AUSSIE RACING CARS  
PROVISIONAL PROGRESSIVE CHAMPIONSHIP POINTS**

**BATTERY WORLD AUSSIE RACING CARS - MASTERS**

Pos	No	Name	Vehicle	Points after Round 5	Rnd 6 Race 4	Total
1	28	Kent QUINN	Mustang	116	25	141
2	69	Cody McKAY	Camaro	95	16	111
3		Troy JONES	Camaro	55		55
4	8	Asher JOHNSTON	Mustang	26	20	46
5		Scott O'KEEFE	Mustang	36		36
6		Brett OSBORN		33		33
7		Chris MERCER		27		27
8		Andrew LORGELLY		22		22
9		Keith BENSLEY	Toyota	18		18
10		Tim HAMILTON		10		10
11		Steve JAKIC		9		9
12		Jay SHARP		8		8

**BATTERY WORLD AUSSIE RACING CARS - ROOKIES**

Pos	No	Name	Vehicle	Points after Round 5	Rnd 6 Race 4	Total
1	54	Mason HARVEY	Camaro	105	25	130
2	287	Jordan FREESTONE	Camaro	88	16	104
3	58	Joseph ANDRISKE	Camaro	71	11	82
4		Josh THOMAS		77		77
5	21	Shane MANN	Mustang	34	9	43
6		Desmond COLLIER		37		37
7		Diesel THOMAS		37		37
8	88	Lachlan EVENNETT	Camaro	19	13	32
9		Asher JOHNSTON		24		24
10	38	Jack BOYD	Aurion		20	20
11		Jarrod CURRIE		18		18
12		Scott ANDRISKE		16		16
13		Chris MERCER	Camaro	13		13
14		Tony ROSS		11		11
15	16	Scott GODING	Toyota		10	10
16		Keith BENSLEY		10		10
17		Tim HAMILTON	Falcon	9		9
18	26	Jacob CURRIE	Toyota		8	8
19		Alastair KOENIG	Euro	7		7
20		Jarrod CRICK		7		7

*[Handwritten Signature]*  
.....  
Chief Timekeeper

.....  
Race Director - Rob Thiry







**Round 6 : September 7 & 8  
Phillip Island GP Circuit  
BATTERY WORLD AUSSIE RACING CARS**

ASBK.COM.AU f t i y

Date: 08/09/24  
Event: R14  
Weather: Overcast - Temp: 12.8C  
Track: Wet - Temp: 15.9C

**Race 4**

Started at: 16:08:51  
Laps: 18 Min + 1 Lap  
Starters: 25  
Posted at: 4:32 PM

**PROVISIONAL RACE INFORMATION**

Time	Description
16:03:59	WARM UP LAP STARTED
16:08:51	Event Start
16:29:21	Chequered Flag
16:31:43	Event Finish

The results are provisional until the expiration of the time limit for protests and appeals.

*[Handwritten Signature]*

Chief Timekeeper

Race Director - Rob Thiry



[www.computime.com.au](http://www.computime.com.au)  
**COMPUTIME RACE TIMING SYSTEMS PTY LTD**

